



A3

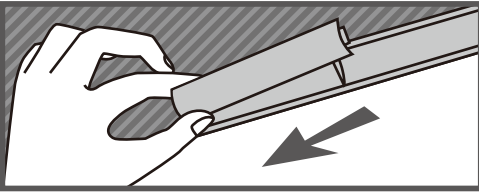
User's manual

Thank you for purchasing ESCLIP.

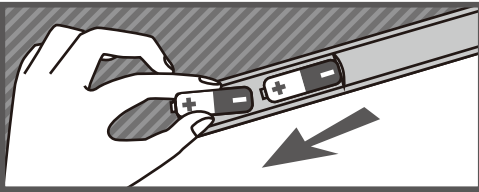
To use ESCLIP safely, please read this manual carefully and use the product correctly.

[How to use]

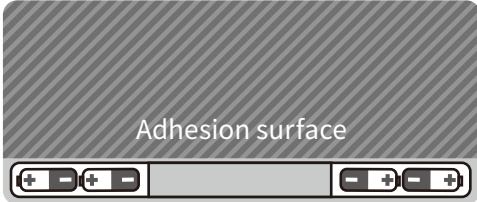
1. Open the battery cover (Two places: Left and Right).



2. Place four new AA alkaline batteries (Two for left, two for right).



Please be careful with the direction of batteries.



Place the battery cover and the product will be ready to use.


※ There is no switch.

3. Place the paper to the adhesion surface and the paper will stick to the surface.

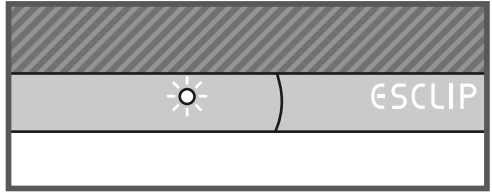
(Note) Papers will not stick on top of the paper that is already sticking on the surface.



Adhesion surface
(Area that paper sticks)



4. If the battery level is low, LED will start flashing. In this case, please replace all batteries.



[Specification]

Product name:	CT-EC-A30
Power:	AA alkaline batteries x 4 (Sold separately)
Operating temperature:	5°C~40°C
Materials:	Surface: PVC, Power Box: ABS, Base board: Styrene board
Body size:	Approx. W440×D26×H343mm
Thinnest part:	Approx. 3mm
Adhesion surface:	W440×H343mm
Weight:	Approx. 0.51kg (Batteries excluded)
Country of origin:	Japan

[Operating environment]

Please use the product in room temperature (5°C to 40°C). If the product is used in a humid environment, adhesion power may be reduced.

[Installation]

Use double-sided tape or adhesive glue to secure on the wall. Please be careful as depending on the type of double-sided tape or adhesive glue, the product may not be able to be removed from the wall.

(Note) Installation equipment is not included, so please prepare them by yourself.

[Safety Precaution]

※ Please follow precautions.

- ⚠ This symbol means "Alert" that need caution.
- ⊘ This symbol means "Prohibition" that must NOT be performed.
- ⓘ This symbol means "Compulsion" that must be followed.

Danger

- ⚠ This symbol indicates possible serious dangers. If you ignore this and misuse the product, it may possibly cause serious injuries or death.

❗ If the liquid inside the battery comes into contact with eye(s), please do not rub the eye(s); rinse eye(s) thoroughly with water and seek medical help immediately.

Warning

- ⚠ This symbol indicates serious injuries or death if you ignore this description and misuse the product.
- ⊘ Please do not perform the following; it may cause leakage, overheating, rupture or malfunction of the product.
- Do not reverse the polarity of battery (+ and -).
 - Do not mix different types of batteries.
 - Do not mix and use old and new batteries.
 - Once the battery is empty, please remove it from the product immediately.
 - If the product will not be used in a long time, please remove the battery from the product.
- ❗ Do not modify or disassemble the product. It may cause accidents or malfunctions.
- ◆ If the liquid inside battery comes in contact with your skin or clothes, please rinse thoroughly with water.
 - ◆ This product is composed from small parts and the battery. There is a chance of accidental ingestion of disassembled parts or the battery, so please keep the product out of reach of children. In the case of the accidental ingestion, seek medical help immediately.
 - ◆ Dropping the product may cause injuries or malfunctions. Please carefully attach the product to the solid wall with sufficient supporting equipment to prevent drop of the product.

Caution for handling

- ⚠ This symbol indicates possible injuries or damage to the property if you ignore description and misuse the product.
- When installing, please secure to a solid wall with sufficient supporting equipment to prevent dropping the product. We do not take responsibility for any supporting equipment or attachment method used.
 - Do not rub the adhesion surface by hard materials, scratch with sharp objects or apply strong force.
 - Do not stick wet paper (Water, chemical cleaners, etc.)
 - Do not use pins, tapes or glue to stick papers.
 - Please use the product in temperature between 5°C to 40°C. Do not use the product in an environment where condensation may occur.
 - Do not use or store the product in direct sunlight, humid or high temperature, or outdoors.
 - This product is designed to stick papers such as copy paper or photo paper. Do not stick magnetic cards or IC cards or it may cause malfunction.
 - Do not write on the paper that is already sticking on the surface as it may cause malfunction.
 - If you find any abnormality or damage, remove the battery immediately and stop using the product.
 - This product is not waterproof. Do not splash liquid including water to the product. Do not use near water or in water.
 - If there is any dust or particles on the surface, wipe the product with dry soft cloth. If it is still dirty, remove the battery from the product, dampen the soft cloth with clean water and wipe the surface gently. Once the surface is dry, follow instructions and put the battery back.

- Please do not use alcohol-based wipes or chemical cleaners.
- It may take several minutes to restore static electricity once the adhesion surface is wiped.
- If there is any damage to the product, remove the battery from the product immediately and stop using the product.
- This product uses static electricity. Do not place anything that can possibly be damaged by static electricity.
- Do not perform any operation that is not listed in this manual. It may cause malfunction or accidents.
- After usage, dispose the battery based on your local authority.
- We do not take any responsibility for usage outside of your country of purchase.

[Disclaimers]

- ▲ We do not take any responsibility for damage or injury that is caused by installation or removal of this product. We also do not take responsibility for damage of property by installation or removal of this product.
- ▲ The company is not liable for any damages resulting from earthquakes, lightning and fires not due to our direct responsibility, acts or other matters by third parties, misuse or other abnormal use whether intentional or due negligence by the customer.
- ▲ The company is not liable for indirect incidents (loss of business use, business interruption, damage to objects) arising from the use or inability to use this product.
- ▲ The company is not liable for any damages arising from failure to observe the described content of the instruction manual.
- ▲ In all cases, with regard to this product, the expense liability of the company will be within the price of this product.

[Warranty Policy]

- In the unlikely event that a malfunction occurs under normal use conditions in accordance with the instruction manual and safety precautions, we will repair or replace the product free of charge within one year from the date of purchase.
- Even during the warranty period, the warranty shall be voided in the following situations:
 - A Misuse and unauthorized repairs and damages
 - B Failure and damage due to dropping product after purchase
 - C Fires, earthquakes, floods, lightning, gas damage, salt damage and other natural disasters, breakdowns and damage due to other natural causes and abnormal voltage
 - D When no warranty is presented
 - E If the date of purchase or dealer name is not stated or has been modified on the warranty
- The warranty will not be reissued, so please keep it carefully and do not lose it.

[Customer Support]

Specification may change without notice for improvement.
 If there is any question, please contact the below
 Distributer: **CREATIVE TRADING Co.,Ltd**
 E-mail: epica@createch.co.jp

Written Guarantee

Product name: ESCLIP electrostatic display Board		Date of purchase:
Model number: CT-EC-A30		Warranty Period: For a period of 1 year from the date of purchase
Customer Name:	Address:	Distributor:
Phone number:		